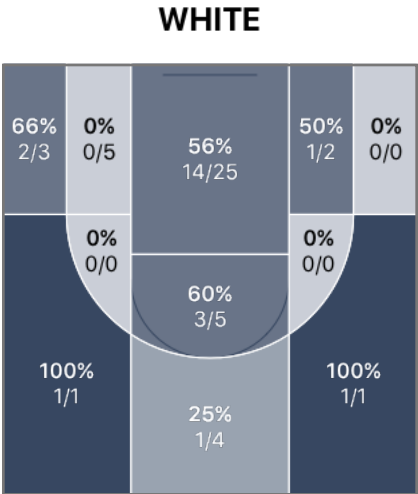



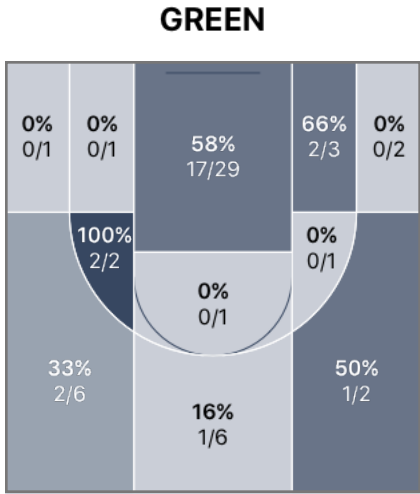
Lapel 67 - 71 Anderson

Home Non-League Friday, November 24, 2017

WHITE 67
Game Stats
71 GREEN

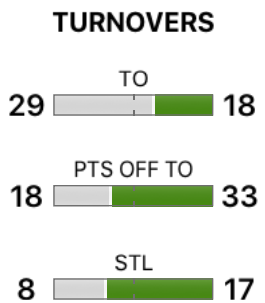


	1	2	3	4
WHITE	11	21	12	23
GREEN	16	21	21	13



POINTS

WHITE	GREEN
50% FG%	46%
56% 3PT FG%	24%
80% FT%	71%
28 PTS IN PAINT	34



Team Totals

	FGM-A	3PM-A	FTM-A	PIP	OREB	DREB	REB	2CP	AST	STL	POT	BLK	TO	PF	PTS
LAPHEL	23-46	5-9	16-20	28	8	22	30	10	13	8	18	2	29	18	67
ANDERSON	25-54	4-17	17-24	34	11	17	28	15	10	17	33	3	18	21	71

FGM-A - Field Goal Makes/Attempts **OREB** - Offensive Rebounds **AST** - Assists **TO** - Turnovers
3PM-A - 3 Point Makes/Attempts **DREB** - Defensive Rebounds **STL** - Steals **PF** - Personal & Technical Fouls
FTM-A - Free Throw Makes/Attempts **REB** - Rebounds **POT** - Points off Turnovers **PTS** - Total Points
PIP - Points in the Paint **2CP** - 2nd Chance Points **BLK** - Blocks

Lapel 67 - 71 Anderson



Home



Non-League



Friday, November 24, 2017

Lapel Stats

PLAYERS	FGM-A	3PM-A	FTM-A	PIP	OREB	DREB	REB	2CP	AST	STL	POT	BLK	TO	PF	PTS
#44, L Richardson	11-20	2-5	7-8	14	6	3	9	6	1	3	2	0	1	2	31
#42, P Scott	3-10	1-1	3-5	4	1	2	3	2	2	0	4	0	3	3	10
#30, A Lyons	2-7	0-1	3-3	2	0	2	2	2	4	1	5	1	5	4	7
#50, B Carpenter	2-3	1-1	1-2	2	0	6	6	0	3	0	3	1	5	2	6
#34, C Alexander	2-2	0-0	2-2	2	0	3	3	0	0	2	2	0	3	2	6
#40, C Bloom	2-3	1-1	0-0	2	0	3	3	0	1	1	0	0	2	3	5
#10, C Huber	1-1	0-0	0-0	2	0	0	0	0	2	1	2	0	10	2	2
#32, D Valentine	0-0	0-0	0-0	0	0	0	0	0	0	0	0	0	0	0	0
#54, G White	0-0	0-0	0-0	0	0	0	0	0	0	0	0	0	0	0	0
Unassigned/Team	0-0	0-0	0-0	0	1	3	4	0	0	0	0	0	0	0	0
Total	23-46	5-9	16-20	28	8	22	30	10	13	8	18	2	29	18	67

FLAGRANT FOULS

LAPEL None

TECHNICAL FOULS

LAPEL None

Lapel 67 - 71 Anderson



Home



Non-League



Friday, November 24, 2017

Anderson Stats

PLAYERS	FGM-A	3PM-A	FTM-A	PIP	OREB	DREB	REB	2CP	AST	STL	POT	BLK	TO	PF	PTS
#24, J Boyd	4-8	1-3	4-4	6	2	2	4	4	1	4	4	1	2	2	13
#20, T Rayford	5-10	2-4	0-0	2	0	0	0	0	0	3	6	0	2	4	12
#32, M Beverly	4-7	0-0	3-4	8	3	6	9	4	2	3	5	1	2	1	11
#22, K Woods	4-7	0-1	3-4	6	1	2	3	2	1	0	2	0	4	2	11
#10, J Jones	4-9	0-1	3-4	6	2	1	3	0	2	1	6	0	2	3	11
#40, B Haralson	2-3	1-1	0-2	2	1	0	1	3	1	5	5	0	2	5	5
#42, J Sawyer	2-3	0-1	0-0	4	1	0	1	2	0	0	2	0	0	1	4
#4, E Russell	0-6	0-5	3-4	0	0	1	1	0	2	1	2	1	3	2	3
#30, T Priester	0-0	0-0	1-2	0	0	0	0	0	0	0	1	0	0	0	1
#12, J Nave	0-0	0-0	0-0	0	0	0	0	0	0	0	0	0	0	0	0
#14, G Vaughn	0-1	0-1	0-0	0	0	0	0	0	1	0	0	0	1	1	0
#35, J Sawyer	0-0	0-0	0-0	0	0	0	0	0	0	0	0	0	0	0	0
Unassigned/Team	0-0	0-0	0-0	0	1	5	6	0	0	0	0	0	0	0	0
Total	25-54	4-17	17-24	34	11	17	28	15	10	17	33	3	18	21	71

FLAGRANT FOULS

ANDERSON None

TECHNICAL FOULS

ANDERSON None